



DesignForm™

Sectional Raised Panel Doors

When your building's facade needs a classic raised panel design, choose from DesignForm doors. With style choices like mixed panel designs and safety features including finger-protection, DesignForm doors offer the aesthetic options of a residential door, combined with the durability and sizes of a commercial door. The DesignForm models match the Innovations Series™ residential doors.



DesignForm Optima

A perfect commercial-sized companion for the residential Centura™ doors, this full 2", 18 R-value door will brighten up the appearance of any building, inside and out. Available in a wide range of colors, the DesignForm OPTIMA is your best choice for an over-sized, classic residential appearance.

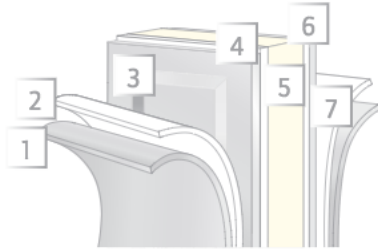


DesignForm Standard

This 1 3/8", 13.08 R-value door is perfect for the RV or boat storage garage and matches the Colonial, Ranch, Mixed Panel or Flush look of the residential Innovations Relante® doors. Available in White, Almond, ClayTone or Dark Brown.

DesignForm™

DesignForm steel garage doors provide the ultimate in safety, quality and energy efficiency in a steel, three-layer construction door design. The DesignForm Series features Raynor's patented Finger Protection System*, polyurethane insulation and a multitude of panel designs.



1. Baked-on polyester finish
2. Urethane primer
3. Hot-dipped, galvanized, high-strength steel
4. Urethane primer
5. Polyurethane insulation
6. Urethane primer
7. Hot-dipped, galvanized, high-strength steel

*See www.raynor.com/products for complete and full Limited Warranty details.



DesignForm Optima, with Colonial Embossment and Colonial Windows

Finish Options

Standard



Optional



*Available for DesignForm Optima only.

**Features the Trinar® paint process, which provides extended UV protection against fading.

OptiFinish™ (Optional)



Raynor's OptiFinish paint process allows your DesignForm door to be customized with more than 1,800 Sherwin-Williams™ colors.

EnduraCote™ (Optional)



The EnduraCote hardware system comes with springs, track and hardware that are powder coated to provide a clean, finished look and maximum protection against rust.

Standard Limited Warranty*

DesignForm door sections carry a 10-year limited warranty against rust-through and delamination. See your local Raynor Dealer for complete details.

*Limited Warranty: Visit www.raynor.com/products for complete Limited Warranty details.

Features



Energy-Saving Insulation

Our state-of-the-art polyurethane insulation (shown) and continuous thermal break gives DesignForm OPTIMA and STANDARD doors the industry's highest R-values.




Custom-Fit Track

All Raynor custom-fit track is constructed from heavy-gauge steel for maximum stability and long life. Made specifically to order, our track is adjustable so your door always fits perfectly against your door opening, preventing energy loss.



Durable Door Sections

Raynor DesignForm sections are constructed from hot-dipped galvanized steel and coated with a baked-on, fade-resistant polyester finish for maximum durability, rust-resistance and color retention.



Raynor Finger Protection System*

As your garage door closes, the exclusive Raynor Finger Protection System gently pushes fingers away from section joints and out of harm's way.

Application Guide

	Optima	Standard
<i>Residential look in a commercial application</i>		
Heated	●	○
Unheated	○	●
<i>Oversize motor home garage in a residential application</i>		
Heated	●	○
Unheated	○	●
<i>"Suburban" out buildings</i>		
Heated	●	○
Unheated	○	●
<i>Restaurant</i>		
Heated	●	○
Unheated	○	●
<i>Fire Station/EMT</i>		
Heated	●	○
Unheated	○	●

● Best ○ Good ○ Applicable

Panel Options*

Standard


Colonial



H: 9'0"-10'6"
W: 10'4"-13'6"




H: 9'0"-10'6"
W: 13'7"-20'0"



H: 9'0"-10'6"
W: 19'6"-20'0"

Flush



H: 9'0"-10'6"
W: 4'0"-20'0"

Ranch



H: 9'0"-10'6"
W: 10'4"-13'6"



H: 9'0"-10'6"
W: 13'7"-19'5"



H: 9'0"-10'6"
W: 19'6"-20'0"

Carriage House



H: 9'0"-10'6"
W: 10'4"-13'6"



H: 9'0"-10'6"
W: 13'7"-20'0"

Optional

Millcreek



H: 9'0"-10'6"
W: 7'0"-10'3"

Shoreland



H: 9'0"-10'6"
W: 13'7"-19'5"

Ridgelake



H: 9'0"-10'6"
W: 10'4"-13'6"

Bridgeport



H: 9'0"-10'6"
W: 10'4"-13'6"

Edgewater



H: 9'0"-10'6"
W: 13'7"-19'5"

Riverside



H: 9'0"-10'6"
W: 13'7"-19'5"

Springfield



H: 9'0"-10'6"
W: 13'7"-19'5"

Highest



H: 9'0"-10'6"
W: 13'7"-19'5"

Baypoint



H: 9'0"-10'6"
W: 13'7"-19'5"

Brookview



H: 9'0"-10'6"
W: 13'7"-19'5"

Note: Illustrations represent doors from 9'0" - 10'6" high. Ask your Raynor Dealer for specific size availability for each design.

Window Options**

Frosted Beveled Glass with Caming*



Diamond Silver Colonial



Expressions Silver Colonial



Antique Umber Ranch



Oval/Diamond Silver Ranch



Diamond Silver Ranch



Regency Black Colonial

Frosted Beveled Glass



Diamond Colonial



Diamond Colonial



Prairie Colonial



Prairie Ranch



Chained Hexagon

Clear Beveled Glass



Diamond Colonial



Diamond Ranch



Prairie Colonial



Prairie Ranch



Chained Hexagon

Snap-In Inserts



Plain Ranch



Stockton Ranch



Cascade Ranch



Sunburst Ranch



Sherwood Colonial



Arched Stockton Ranch



Sunray Ranch



Berkshire Ranch



Stockbridge Ranch



Stockton Colonial



Cascade Colonial



Sunburst Colonial



Cathedral Colonial



Prairie Ranch

*Caming available in Silver, Umber and Black

**Also available in clear, obscure, insulated and tempered glass. Contact your Raynor dealer for further details.

Note: Windows are shown in one-car configurations, with the exception of Sunray Ranch and Berkshire Ranch.

Commercial Operators

Raynor ControlHoist™ (with solid state logic board control) and PowerHoist™ operators are available in a variety of motor, voltage, and phase combinations for any commercial or industrial application. Contact your local Raynor Authorized Dealer to select the operator and accessories that are suited for your door's size and usage.



ControlHoist



PowerHoist



3 Button Transmitter

Raynor Door Options

Raynor also offers a full line of sectional, rolling, fire, high performance and traffic doors, as well as, security grilles. See your Raynor Dealer or visit www.raynor.com for more information.



TC Series, TC300



RapidCoil, RC300



DuraShutter

Professional Installation and Service

Depend on your Raynor Dealer

When you select Raynor, you're not just getting a superior garage door - you're also getting professional garage door installation and service expertise.

Every Raynor garage door is installed by a trained Raynor professional, and that means added benefits for you. First, you won't have to deal with it yourself. Second, because it's done right the first time, your door will deliver performance and reliability from the day it's installed. Your technician will check your door for everything from safety to performance and appearance. Trust your Raynor garage door to someone who knows it better than anyone else, your professional Raynor Dealer.



P.O. Box 448, 1101 East River Rd.
 Dixon, IL 61021-0448
 1-800-4-RAYNOR (472-9667)

Exclusively Distributed by:

